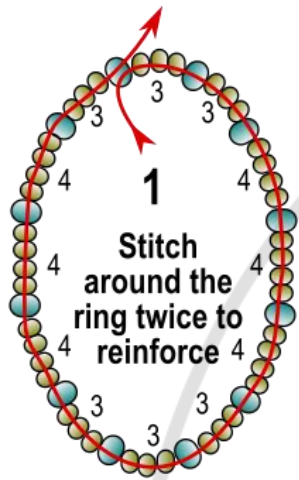


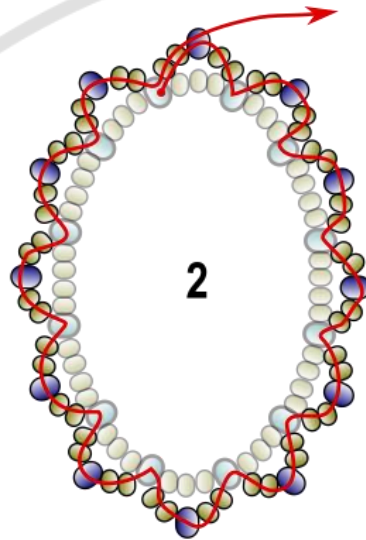
Netted Bezel with Lacy Chain



Netted Bezel with Lacy Chain

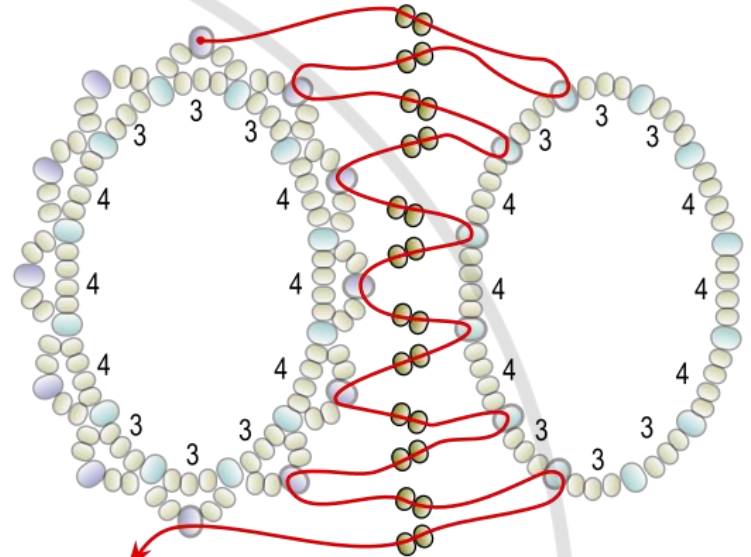


Tie knot to finish off ring, then make another ring before doing step 2.



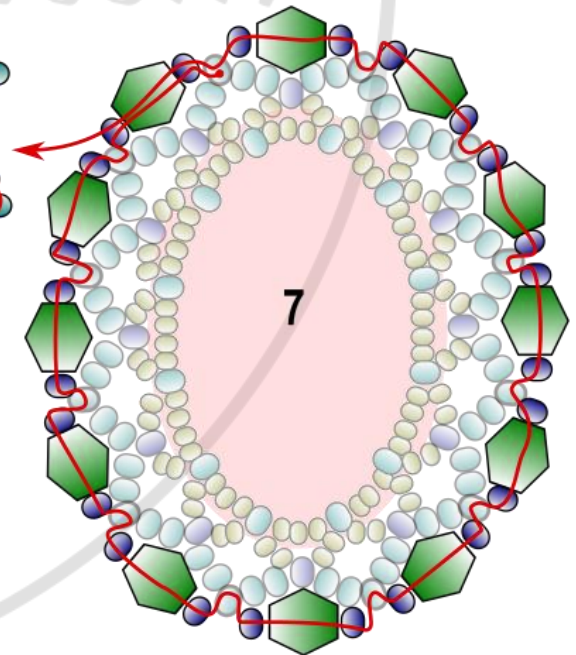
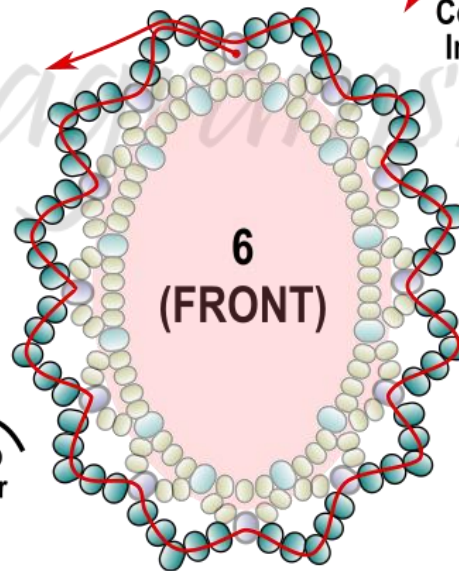
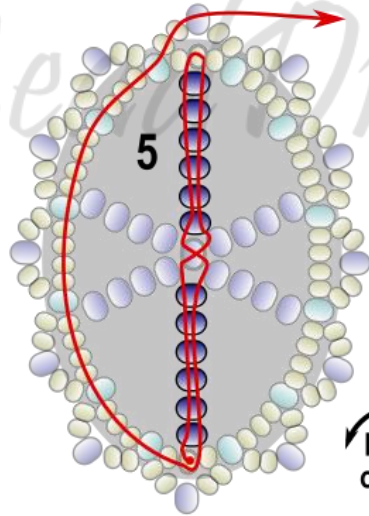
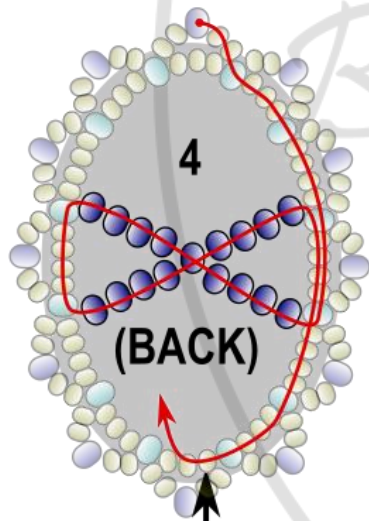
Ensure groups of 3 and 4 15/0 seed beads are lined up in both rings before step 3.

3 CONNECT BOTH RINGS



Continue around until 75% connected. Insert cabachon, then finish last 25%

MAKE TWO



Materials:

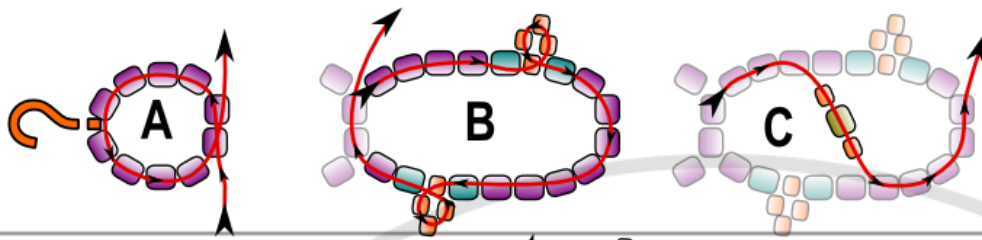
18x25mm oval cabachon (flat back)

15/0 seed beads

11/0 TOHO seed beads

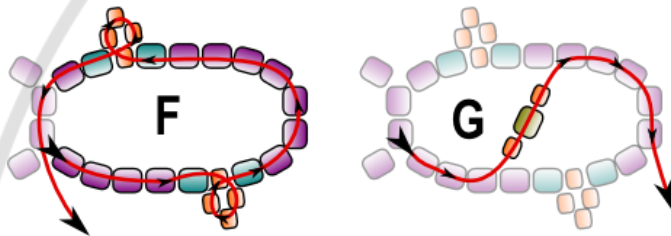
4mm bicone crystals or round beads

Netted Bezel with Lacy Chain

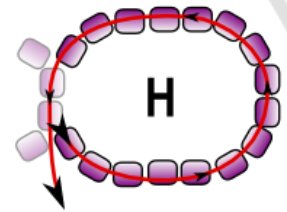


Repeat B - C
for half of necklace
length (i.e. until you
reach the center)

Center link: do
steps D - E only
once to form the "V"
at the center



Repeat F - G
for other half of
necklace, and end
with step H (loop)



Connect the pendant
to the beaded chain's center
link as shown.

*(Diagram shows pendant
connecting with two 11/0
seed beads on either side.*

*If connecting a different pendant,
you may need to connect with
3 or 4 11/0 seed beads on either
side, depending on how far
apart the connection points
are on your pendant).*

Materials:

○ 15/0 seed beads

■ ■ ■ 11/0 seed beads

Any beaded pendant, like the
cabochon netted bezel shown

